



LAMINATI-FACILE +



Breve descrizione del prodotto

Laminati-Facile +

Pavimentazione laminata ad incastro meccanico PLS Ideale in caso di ristrutturazioni veloci per trasformare in poco tempo l'aspetto di una casa, di un hotel o di un negozio.

Caratteristiche tecniche

Dimensioni: 1288x198 mm
Spessore: mm. 8
Bisello: No
Riscaldamento a pavimento: Si
Reazione al Fuoco: Cfl-s1
Incastro: PLS


SKU: Laminati-Facile | **Categories:** [Laminati e laccati](#), [Pavimenti](#)

GALLERY IMAGES


APLEM Srl

Uffici e Showroom: Viale E.Jenner 69/3 - 20159 Milano

Telefono: +39-02-6555151 - **E-mail:** info@aplem.it - **Web:** www.aplem.it




FACILE + 127 WHITE WOOD



FACILE + 128 ROVERE SUPERIOR



FACILE + 166 ROVERE SUNNY




FACILE + 167 ROVERE CRYSTAL



FACILE + 168 GREY OAK



FACILE + 192 ROVERE LUNA




FACILE + 196 ROVERE UMBRO



FACILE + 242 ROVERE LOIRA



FACILE + 250 ROVERE SENESE



FACILE+252 ROV. FIAMMINGO



FACILE + 253 ROV. DI FIUME




FACILE + 254 ROV. TUSCANIA


APLEM Srl

Uffici e Showroom: Viale E.Jenner 69/3 - 20159 Milano


Telefono: +39-02-6555151 - **E-mail:** info@aplem.it - **Web:** www.aplem.it



FACILE + 260 GREY CANYON



FACILE + 261 SAND CANYON



FACILE + 262 BLACK CANYON



FACILE + 279 HOP OAK



FACILE + 280 COFFE OAK

APLEM Srl

Uffici e Showroom: Viale E.Jenner 69/3 - 20159 Milano

Telefono: +39-02-6555151 - **E-mail:** info@aplem.it - **Web:** www.aplem.it