



MOQUETTE-VELLUTI-SATINE NOVA



Breve descrizione del prodotto

Moquette Satine Nova

Pavimentazione in moquette soffice e confortevole con un'ampia gamma di colori idonea per zona notte, zona giorno e tappeti.

Caratteristiche tecniche

Costruzione Tufted 1/10 saxony
Composizione poliammide 6.6
Altezza rotoli: 400 e 500 cm
Supporto: Smart back
Spessore totale: ca. 10 mm
Peso filato: 1.300 gr/mq.
Peso totale: 2.250 gr/mq.
Reazione al fuoco: Bfl-s1

SKU: N/A | **Categories:** [Moquette](#), [Pavimenti](#), [Velluti/saxony sintetici](#)


APLEM Srl

Uffici e Showroom: Viale E.Jenner 69/3 - 20159 Milano


Telefono: +39-02-6555151 - **E-mail:** info@aplem.it - **Web:** www.aplem.it



GALLERY IMAGES




SATINE NOVA 814 SEAPINE



SATINE NOVA 101 CHIANTI



SATINE NOVA 184 HENNA S.



SATINE NOVA 194 BURGUNDY




SATINE NOVA 200 CIOCCOLATO



SATINE NOVA 243 DESERT S.




SATINE NOVA 253 HARVEST



SATINE NOVA 254 POLAR BEAR



SATINE NOVA 264 PEBBLE



SATINE NOVA 371 TUSCANY



SATINE NOVA 410 CUOIO



SATINE NOVA 430 LIMO

APLEM Srl

Uffici e Showroom: Viale E.Jenner 69/3 - 20159 Milano

Telefono: +39-02-6555151 - **E-mail:** info@aplem.it - **Web:** www.aplem.it



SATINE NOVA 434 LATTE



SATINE NOVA 504 FOREST ELF



SATINE NOVA 791 INDACO




SATINE NOVA 794 BLUE OPAL



SATINE NOVA 800 NERO



SATINE NOVA 824 ARDESIA



SATINE NOVA 841 TOPO



SATINE NOVA 844 MOUSE




SATINENOVA 854 SKYSCRAPER



SATINE NOVA 864 CIRRUS



SATINE NOVA 880 PERLA



SATINE NOVA 884 OSHIROI

APLEM Srl

Uffici e Showroom: Viale E.Jenner 69/3 - 20159 Milano

Telefono: +39-02-6555151 - **E-mail:** info@aplem.it - **Web:** www.aplem.it